



C7524

TRANSITIONS. CONNECT. CONTROL.

Transitions. Many mobile workers are their own offices, working wherever projects, people or ideas take them.

Connect. Many employees' need for collaboration is key to their daily work lives, often using their workspace for heads-down and collaborative work.

Control. Employees in dedicated workspaces make the most of space. Increased control of their storage and technology means maximum effectiveness.

1+1 Welcome tools are a collection of organisational and productivity tools designed to enhance the experience of mobile workers: multi-functional, optimising space, boundaries and storage.

8 MIN / TRANSITION



All workers today are mobile to some degree.

The average worker spends 8 minutes per transition to relocate, reconnect to power/data before being ready to refocus.*

* Source: Research conducted between 2009 and 2011 by Details and IDEO.

Steelcase



C7525



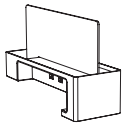
C7570



C7547

STATEMENT OF LINE

LAUNCH PAD

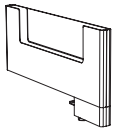


- Available in powered and non-powered version, divider screen optional:
- Fabric pad to hold mobile devices in a soft, open environment.
- Provides quick connectivity at the side of the worksurface.
- Integrated pockets on each end allow for storage or usage of 1+1 set of 3 boxes.
- May be clamped to any worksurface edge with a thickness of 14 to 38mm.
- Powered version: 3 outlets on each side, 2m power cord with cable management clips, power cord comes out from underside.

Launch Pad divider screen

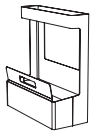
- Divides launch pad into two usable spaces, provides privacy when launch pad is shared.
- Able to be retrofitted, no tools needed.

FUNCTIONAL SCREEN



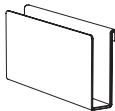
- Combines organisation, boundary and privacy.
- Integrated opening provides area to keep frequently used documents, books or other materials.
- Changeable from right to left facing (screwdriver required).
- Easily attaches via thumb screw at front edge of any standard worksurface.
- Able to install to extreme edge of worksurface.
- Felt pad inside bottom of opening dampens noise.
- May be clamped to any worksurface edge with a thickness of 14 to 38mm.

MOBILE CADDY



- Anticipates users needs with a place to stow their personal items and work bag.
- Allows sense of boundary when at a shared bench.
- Allows for quick and easy packing and unpacking.
- Upper shelf houses a fabric pad.
- In-line castors for ease of pulling out and pushing under worksurface.
- Personal pocket can be used to help keep smaller bags upright when stowed or on the outside of the unit to store paper materials.
- 1+1 Boxes set of 3 fit into top portion of caddy.

PERSONAL POCKET



- Freestanding as a single unit or ganged in multiples to create a desktop organiser.
- A single pocket will attach easily to the mobile caddy in a variety of places, either side top of caddy and either side of bag area.
- Attaches easily to the functional screen on user's side.
- Open ends accommodate materials of various sizes.
- Holds up to 4,5kg of material.

SURFACE MATERIALS OFFERING

FINISHES

Mobile Caddy and Launch Pad only.
Steel components are in Diamond dark.

 Arctic White (housing)

Personal Pocket only.

 Black

STANDARD FABRIC


Mobile caddy, Launch pad and Functional screen only.

 Grey felt

OPTIONAL FABRICS

Mobile Caddy and Launch Pad only.

 Scarlet

 Orange

 Blue Jay

 Apple Green

 Beige

 Pepper

SUSTAINABILITY

Designed by Steelcase, 1+1 Welcome Tools are manufactured in the USA for the EMEA (Europe, Middle East and Africa) market.

Sustainability actions and results are annually communicated in the annual Steelcase Corporate Responsibility report.



Visit steelcase.com

 [facebook.com](https://www.facebook.com/steelcase)

 [twitter.com](https://twitter.com/steelcase)

 [youtube.com/steelcasetv](https://www.youtube.com/steelcasetv)